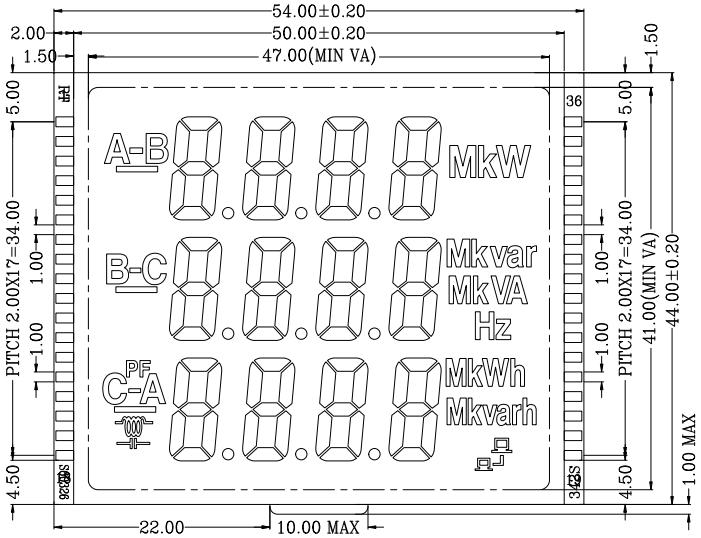

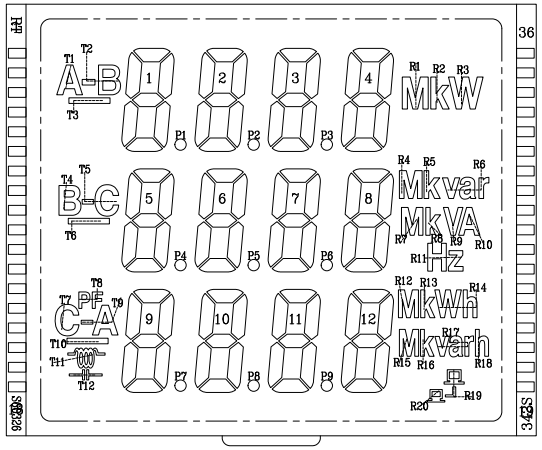

PIN	1	2	3	4	5	6	7	8	9	10	11	12	13	14	15	16	17	18
COM1	COM1				R12	8D	P6	7D	P5	6D	P4	5D	T8	T9	9F	9A	10F	10A
COM2		COM2			8C	8E	7C	7E	6C	6E	5C	5E	T6	T7	9C	9E	10G	10B
COM3			COM3		8G	8F	7G	7F	6G	6F	5G	5F	T5	T10	9B	9C	10E	10C
COM4				COM4	8B	8A	7B	7A	6B	6A	5B	5A	T4	T11	T12	9D	P7	10D

PIN	19	20	21	22	23	24	25	26	27	28	29	30	31	32	33	34	35	36
COM1	11F	11A	12F	12A	R17	R15	R7	R11	R3	4D	4A	3D	3A	2D	2A	1D	1A	T2
COM2	11G	11B	12G	12B	R18	R16	R8	R6	R2	4G	4F	3G	3F	2G	2F	1G	1F	T1
COM3	11E	11C	12E	12C	R19	R13	R9	R5	R1	4C	4E	3C	3E	2C	2E	1C	1E	T3
COM4	T8	11D	T9	12D	R20	R14	R10	R4			4D	P3	3D	P2	2D	P1	1D	

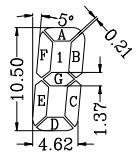

1.DISPLAY TYPE	STN/BLUE/NEGATIVE	5.OPERATING VOLTAGE	3.3 V
2.VIEWING DIRECTION	12 O'CLOCK	6.OPERATING TEMP	-30°C TO 80°C
3.POLARIZER MODE	TRANSMISSIVE	7.STORAGE TEMP	-40°C TO 85°C
4.DRIVE METHOD	1/4 DUTY, 1/3 BIAS	8.CONNECTOR	PIN

VER.	DATE	DESCRIPTION